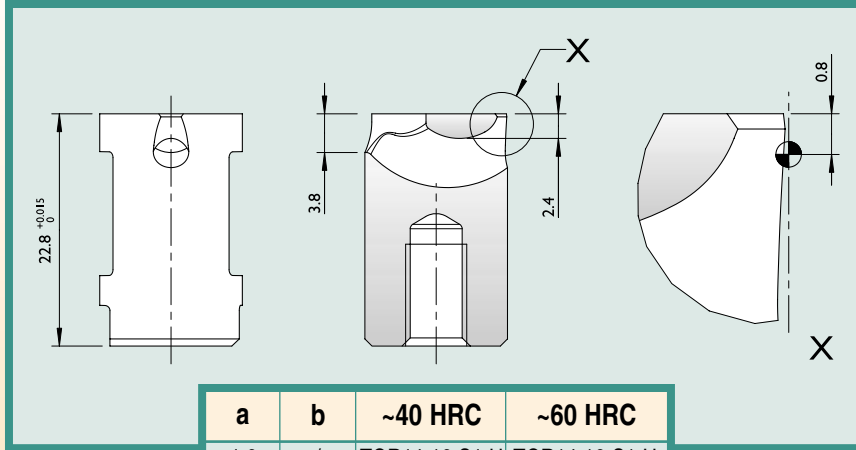




Cashew Gate Inserts

Ø 14mm

For shot weights up to 140g



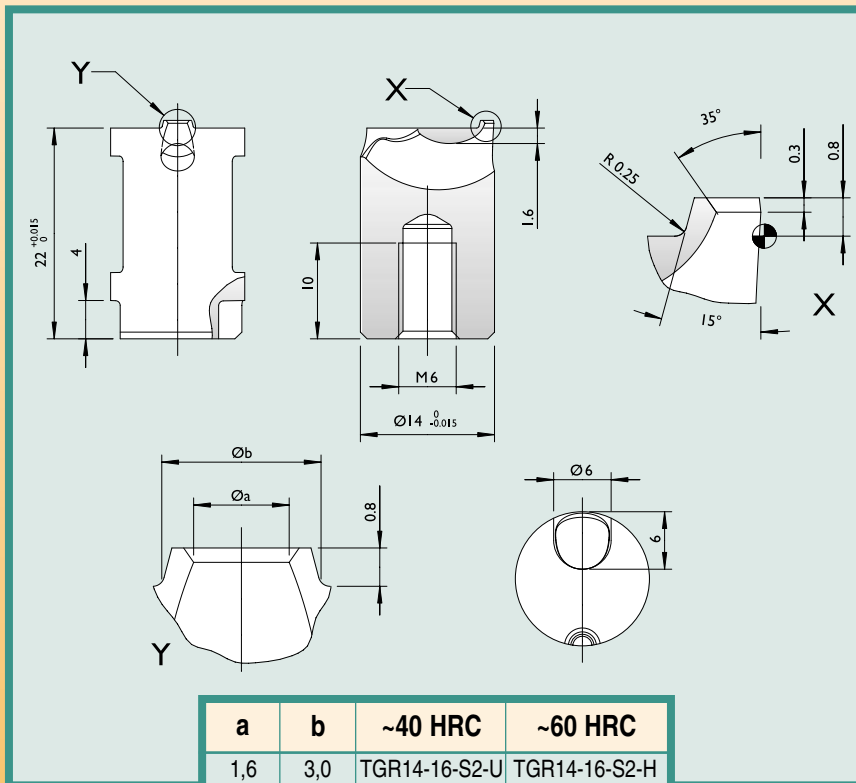
a	b	~40 HRC	~60 HRC
1,6	n/a	TGR14-16-S1-U	TGR14-16-S1-H
2,0	n/a	TGR14-20-S1-U	TGR14-20-S1-H
2,4	n/a	TGR14-24-S1-U	TGR14-24-S1-H
2,8	n/a	TGR14-28-S1-U	TGR14-28-S1-H

S1 Series



Actual Size

- Manufactured with a flat gate point allowing minor contour machining at the gate point.



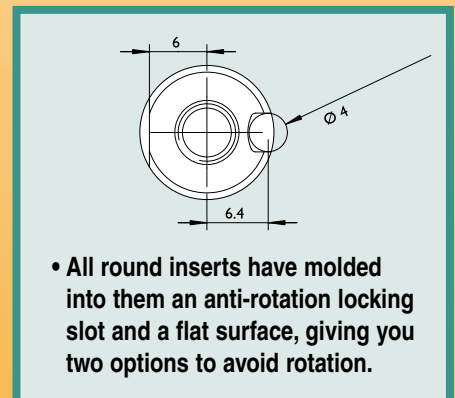
a	b	~40 HRC	~60 HRC
1,6	3,0	TGR14-16-S2-U	TGR14-16-S2-H
2,0	3,4	TGR14-20-S2-U	TGR14-20-S2-H
2,4	3,8	TGR14-24-S2-U	TGR14-24-S2-H
2,8	4,2	TGR14-28-S2-U	TGR14-28-S2-H

S2 Series



Actual Size

- Manufactured with a raised lip 'X&Y' at the gate point creating a tear mark below the surface of the part.



- All round inserts have molded into them an anti-rotation locking slot and a flat surface, giving you two options to avoid rotation.

CAD files available at:

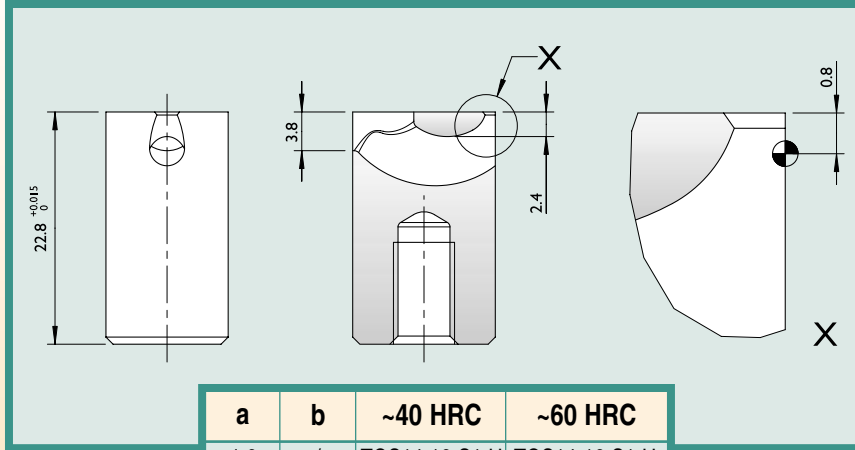




Cashew Gate Inserts

14mm
For shot weights up to 140g

S1 Series

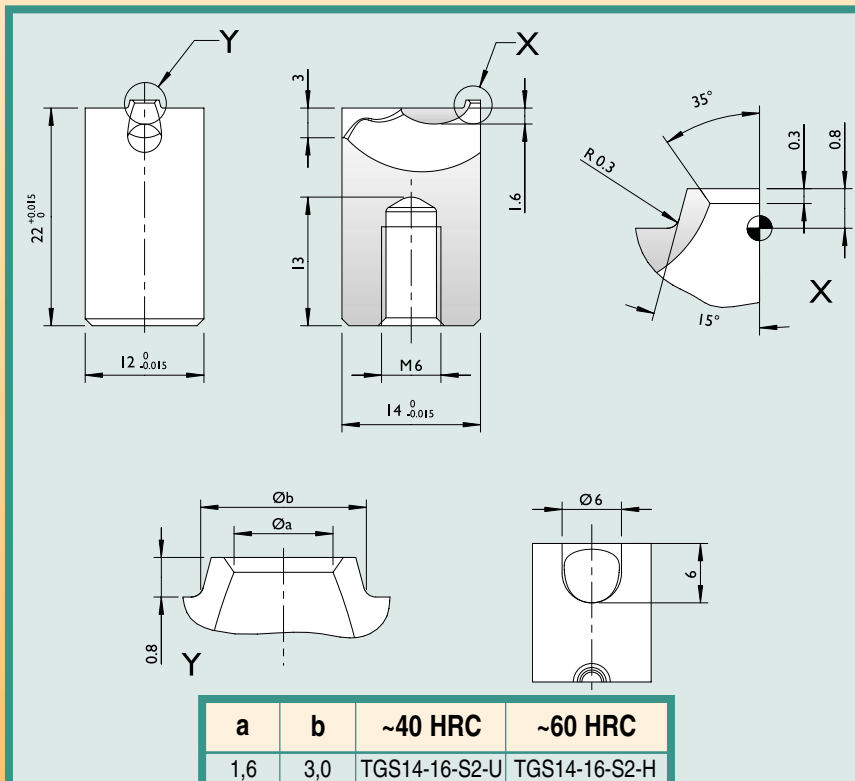


a	b	~40 HRC	~60 HRC
1,6	n/a	TGS14-16-S1-U	TGS14-16-S1-H
2,0	n/a	TGS14-20-S1-U	TGS14-20-S1-H
2,4	n/a	TGS14-24-S1-U	TGS14-24-S1-H
2,8	n/a	TGS14-28-S1-U	TGS14-28-S1-H



- Manufactured with a flat gate point allowing minor contour machining at the gate point.

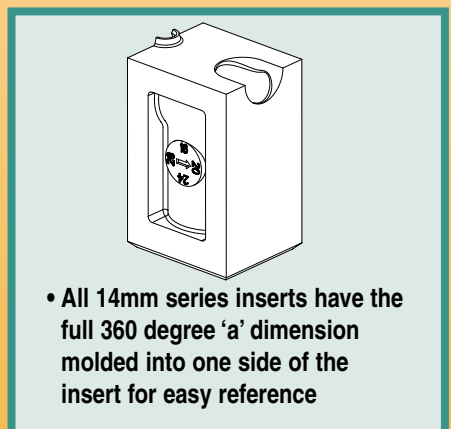
S2 Series



a	b	~40 HRC	~60 HRC
1,6	3,0	TGS14-16-S2-U	TGS14-16-S2-H
2,0	3,4	TGS14-20-S2-U	TGS14-20-S2-H
2,4	3,8	TGS14-24-S2-U	TGS14-24-S2-H
2,8	4,2	TGS14-28-S2-U	TGS14-28-S2-H



- Manufactured with a raised lip 'X&Y' at the gate point creating a tear mark below the surface of the part.



- All 14mm series inserts have the full 360 degree 'a' dimension molded into one side of the insert for easy reference

CAD files available at:

