

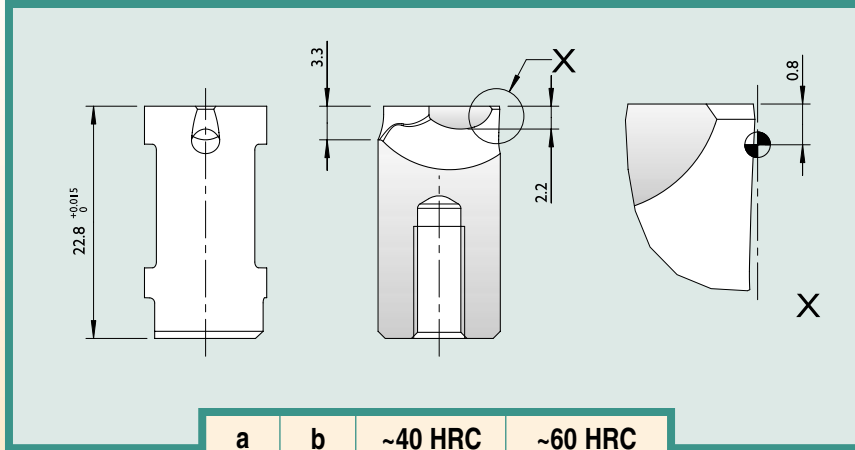


Cashew Gate Inserts

Ø 12mm

For shot weights up to 70g

S1 Series



a	b	~40 HRC	~60 HRC
1,2	n/a	TGR12-12-S1-U	TGR12-12-S1-H
1,6	n/a	TGR12-16-S1-U	TGR12-16-S1-H
2,0	n/a	TGR12-20-S1-U	TGR12-20-S1-H

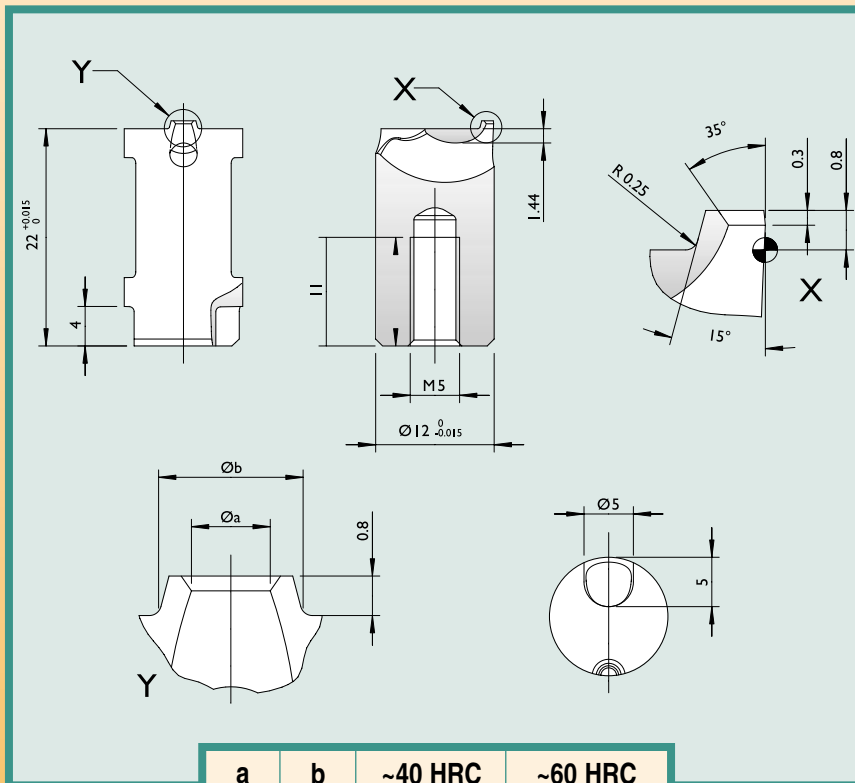


Actual Size



- Manufactured with a flat gate point allowing minor contour machining at the gate point.

S2 Series



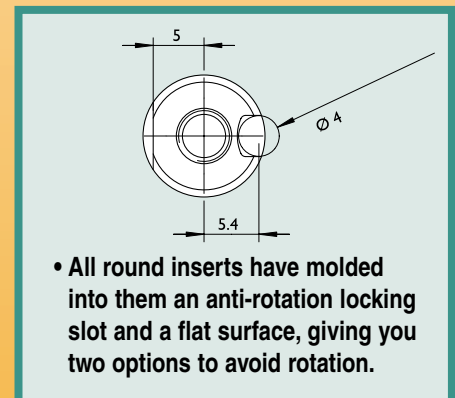
a	b	~40 HRC	~60 HRC
1,2	2,6	TGR12-12-S2-U	TGR12-12-S2-H
1,6	3,0	TGR12-16-S2-U	TGR12-16-S2-H
2,0	3,4	TGR12-20-S2-U	TGR12-20-S2-H



Actual Size



- Manufactured with a raised lip 'X&Y' at the gate point creating a tear mark below the surface of the part.



- All round inserts have molded into them an anti-rotation locking slot and a flat surface, giving you two options to avoid rotation.

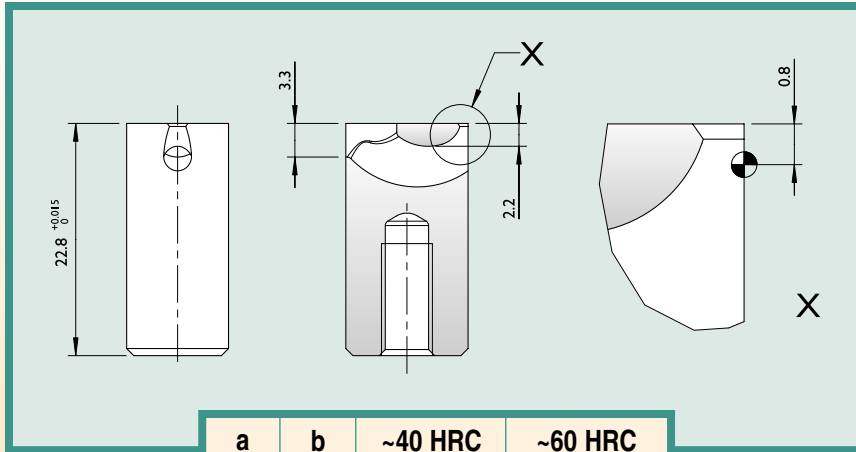
CAD files available at:





Cashew Gate Inserts

12mm
For shot weights up to 70g



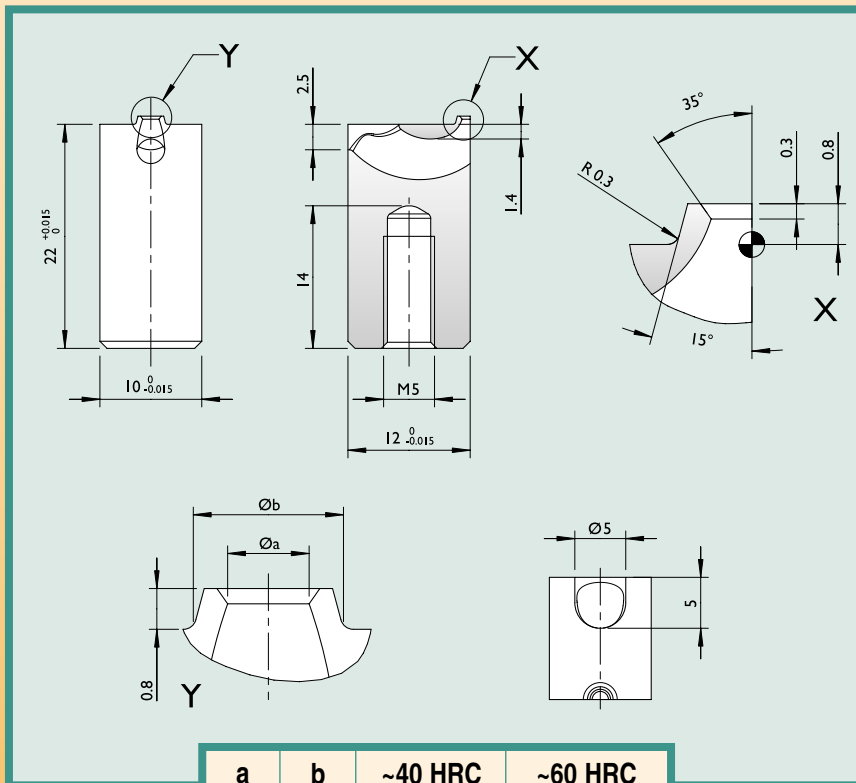
a	b	~40 HRC	~60 HRC
1,2	n/a	TGS12-12-S1-U	TGS12-12-S1-H
1,6	n/a	TGS12-16-S1-U	TGS12-16-S1-H
2,0	n/a	TGS12-20-S1-U	TGS12-20-S1-H

S1 Series



Actual Size

- Manufactured with a flat gate point allowing minor contour machining at the gate point.



a	b	~40 HRC	~60 HRC
1,2	2,6	TGS12-12-S2-U	TGS12-12-S2-H
1,6	3,0	TGS12-16-S2-U	TGS12-16-S2-H
2,0	3,4	TGS12-20-S2-U	TGS12-20-S2-H

S2 Series



Actual Size

- Manufactured with a raised lip 'X&Y' at the gate point creating a tear mark below the surface of the part.

• All 12mm series inserts have the full 360 degree 'a' dimension molded into one side of the insert for easy reference

CAD files available at:

