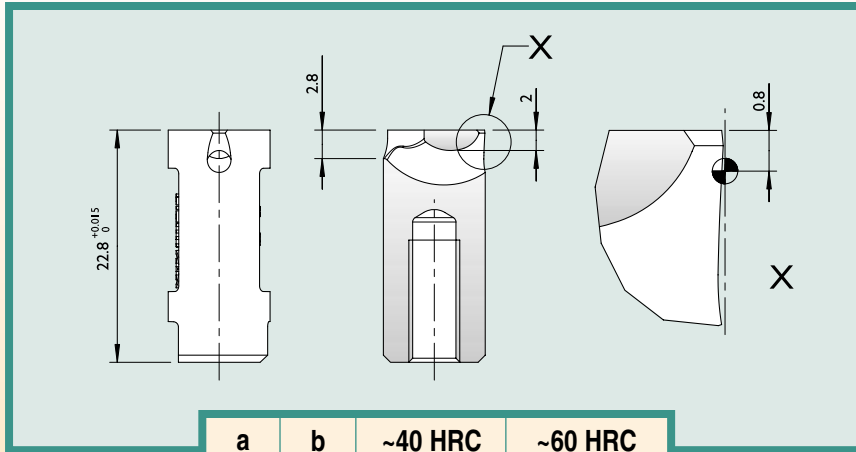




# Cashew Gate Inserts

Ø 10mm  
For shot weights up to 40g

## S1 Series



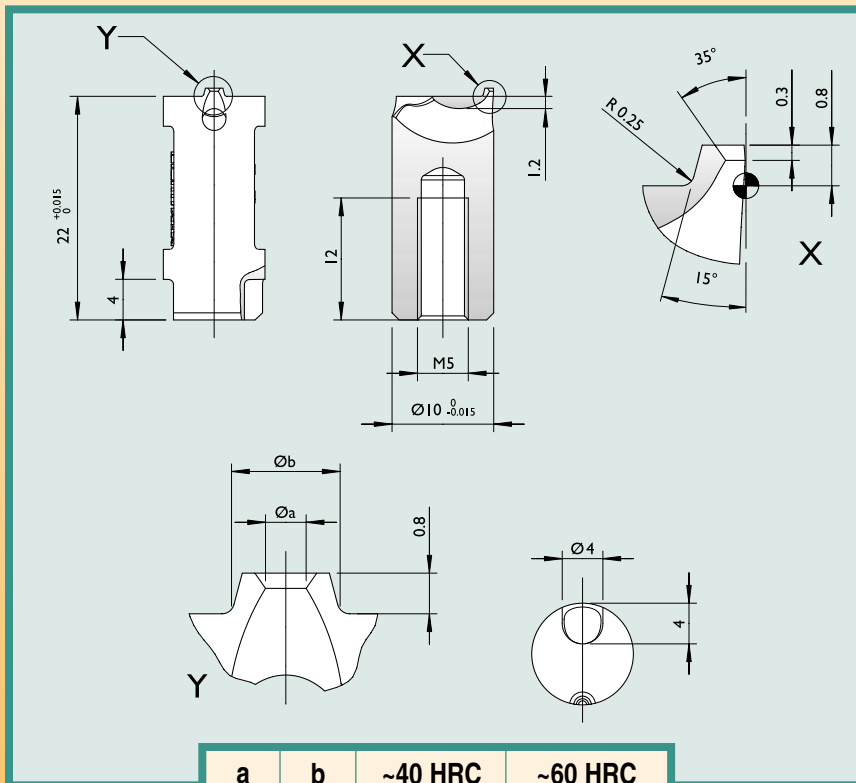
a	b	~40 HRC	~60 HRC
0,8	n/a	TGR10-08-S1-U	TGR10-08-S1-H
1,2	n/a	TGR10-12-S1-U	TGR10-12-S1-H
1,6	n/a	TGR10-16-S1-U	TGR10-16-S1-H



Actual Size

- Manufactured with a flat gate point allowing minor contour machining at the gate point.

## S2 Series

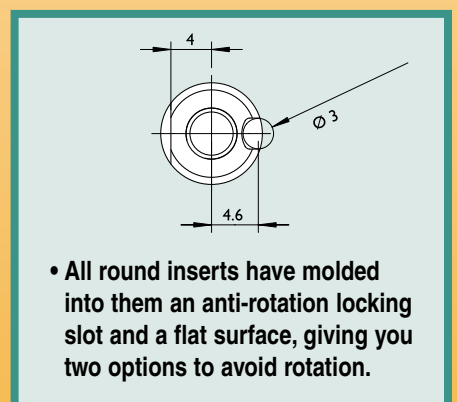


a	b	~40 HRC	~60 HRC
0,8	2,2	TGR10-08-S2-U	TGR10-08-S2-H
1,2	2,6	TGR10-12-S2-U	TGR10-12-S2-H
1,6	3,0	TGR10-16-S2-U	TGR10-16-S2-H



Actual Size

- Manufactured with a raised lip 'X&Y' at the gate point creating a tear mark below the surface of the part.



- All round inserts have molded into them an anti-rotation locking slot and a flat surface, giving you two options to avoid rotation.

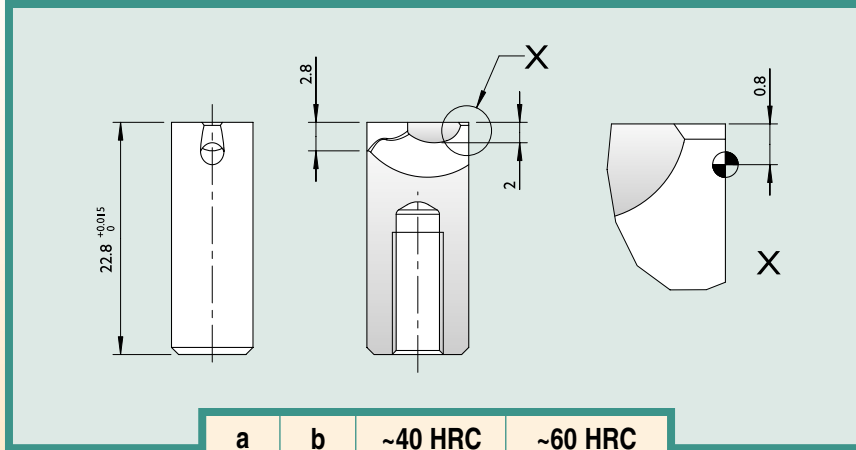
CAD files available at:





# Cashew Gate Inserts

**10mm**  
**For shot weights up to 40g**



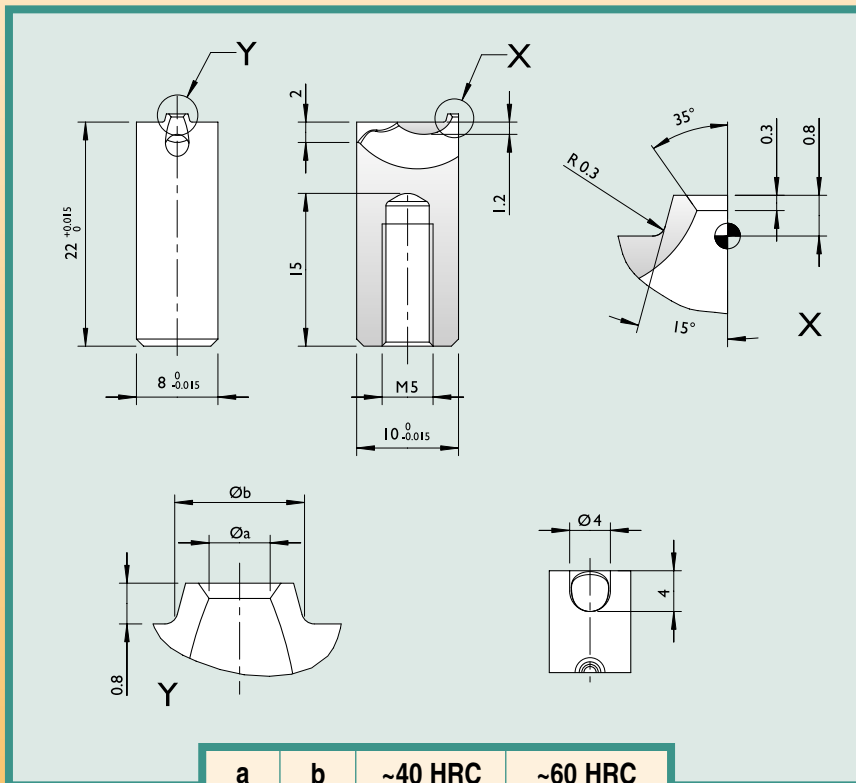
a	b	~40 HRC	~60 HRC
0,8	n/a	TGS10-08-S1-U	TGS10-08-S1-H
1,2	n/a	TGS10-12-S1-U	TGS10-12-S1-H
1,6	n/a	TGS10-16-S1-U	TGS10-16-S1-H

## S1 Series



Actual Size

- Manufactured with a flat gate point allowing minor contour machining at the gate point.



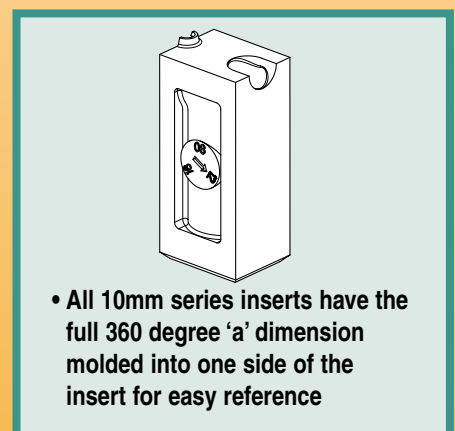
a	b	~40 HRC	~60 HRC
0,8	2,2	TGS10-08-S2-U	TGS10-08-S2-H
1,2	2,6	TGS10-12-S2-U	TGS10-12-S2-H
1,6	3,0	TGS10-16-S2-U	TGS10-16-S2-H

## S2 Series



Actual Size

- Manufactured with a raised lip 'X&Y' at the gate point creating a tear mark below the surface of the part.



- All 10mm series inserts have the full 360 degree 'a' dimension molded into one side of the insert for easy reference

CAD files available at:

